

LOCAL SETTING PARAMETERS VIA WIF STICK

HPK/HPS/HPT



SUMARRY All HYPONTECH inverters strictly follow the safety rules of all the country, but inverters still cannot work normally due to weak grid which leading to alarm **fault 0** or **fault 10** or **fault 11**. If you are often troubled by above problems, you can follow the below solutions to solve them. **This solution is for the onsite that has no network.**

NOTICE: You need to install Hiportal APP first and have one Hypontech WIFI stick

SET THE POTECTION PARAMETERS

1.1 INSTALL Hiportal APP

- 1) Install the wifi stick and power on the inverter, You can see that the Wi-Fi Stick power indicator is on (red).
- 2) Scan the following QR code, install Hiportal (APP)

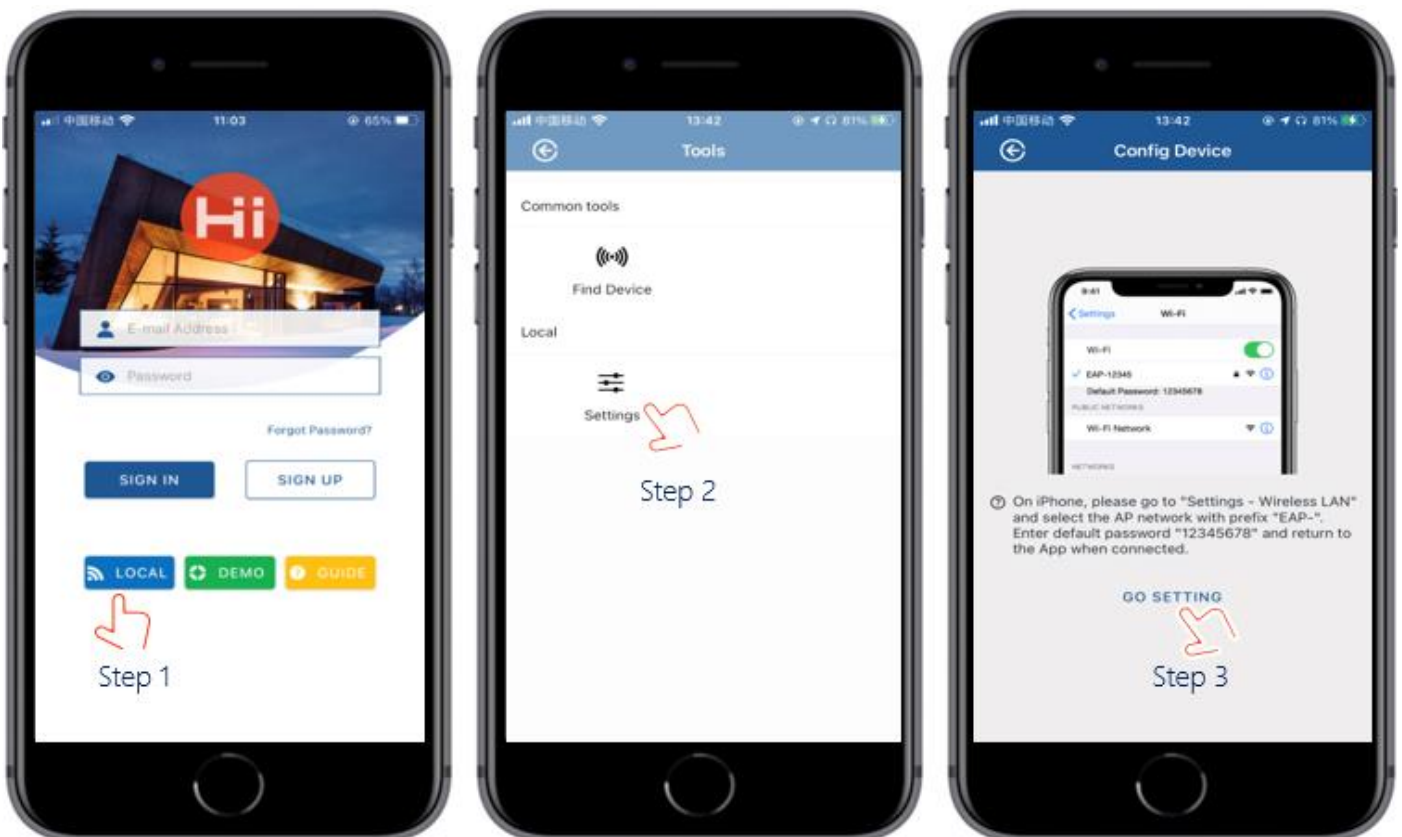


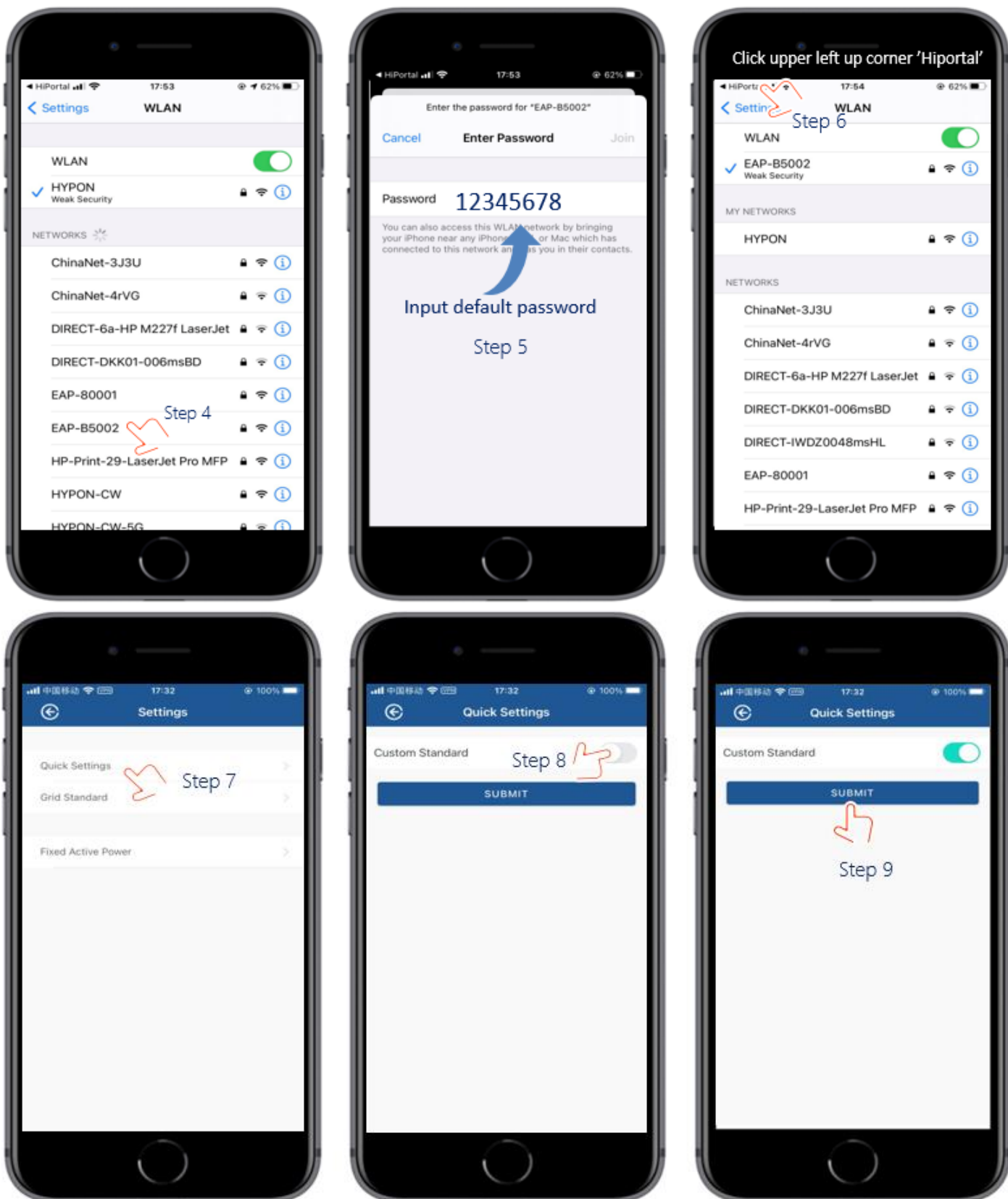
3) Method 1:

Quick Setting-one button to expand the protection range of parameters

Please keep the AC switch off before do this setting

No need to log in and just click **LOCAL**,and follow the Steps to finish the setting of parameter.

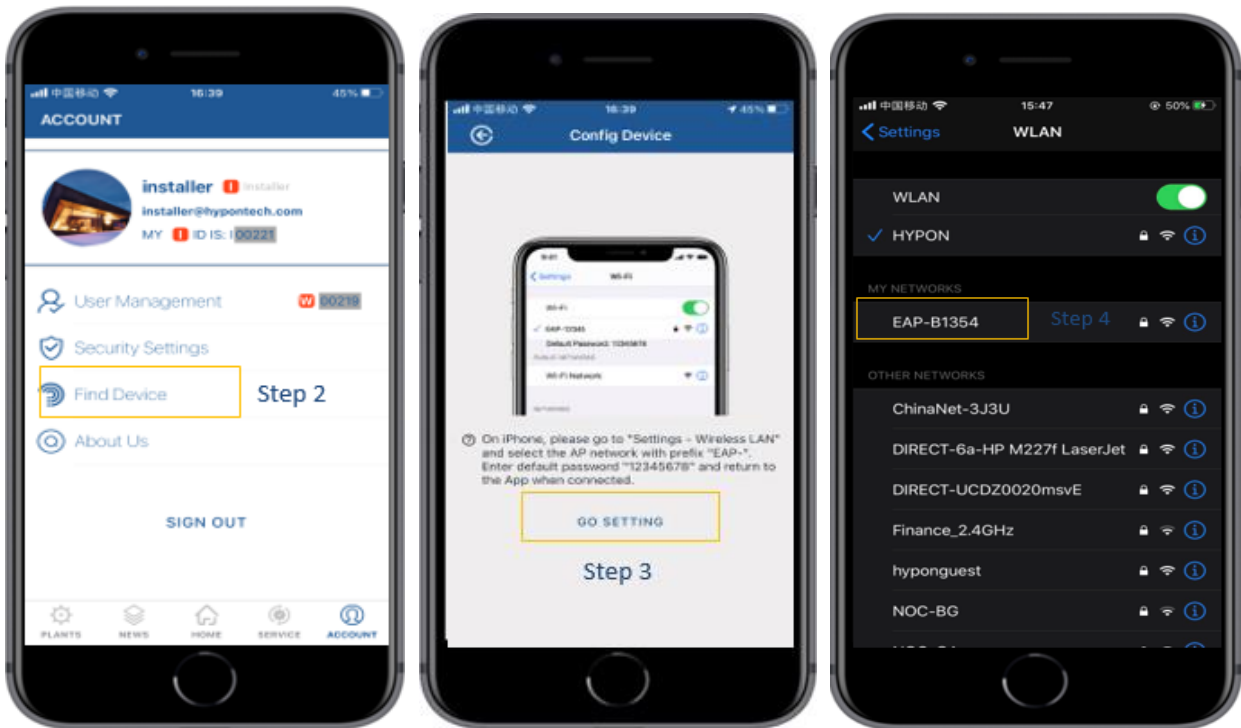




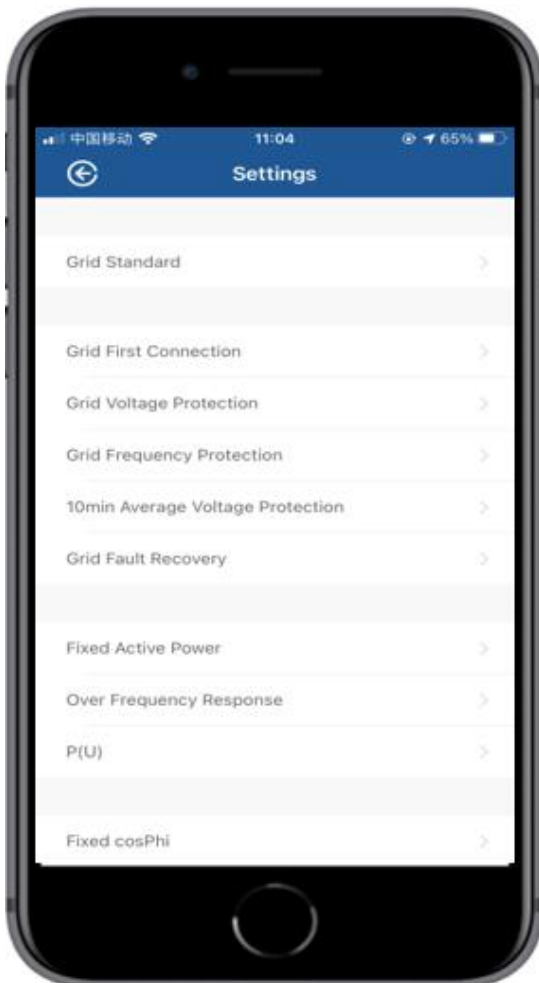
Method 2

More parameters setting-if you want to set more protection parameters, you need to log in installer account first. (installer@hypontech.com/ins@1234)

After logging in with installer account, click Account, click Find Device and click GO SETTING, and then select the wireless network starting with EAP (the network name of the Wi-Fi stick).



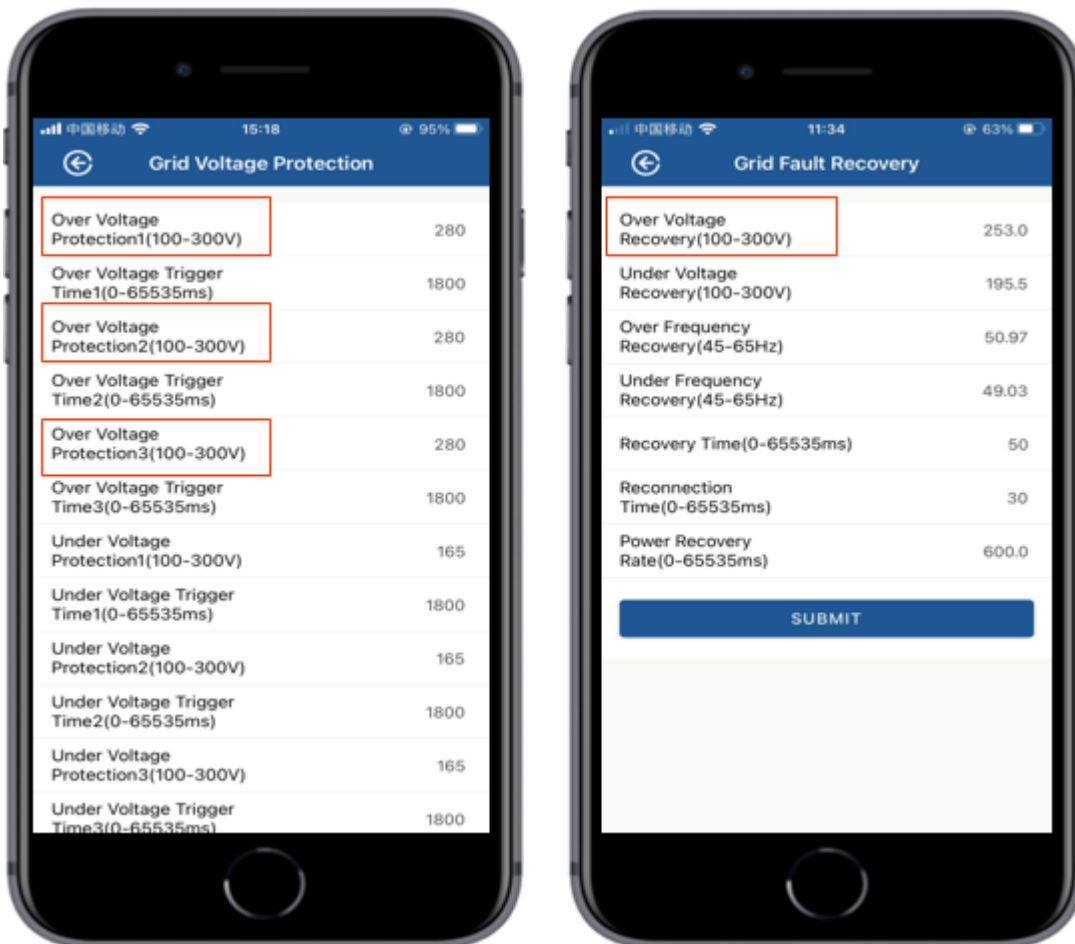
- 4) Connect your phone to WiFi Stick (EAP..), the default password is: **12345678**. After successful connection, click the upper left corner and return Hiportal, then you will enter the parameter setting page.



1.2 PROTECTION PARAMETERS SETTING

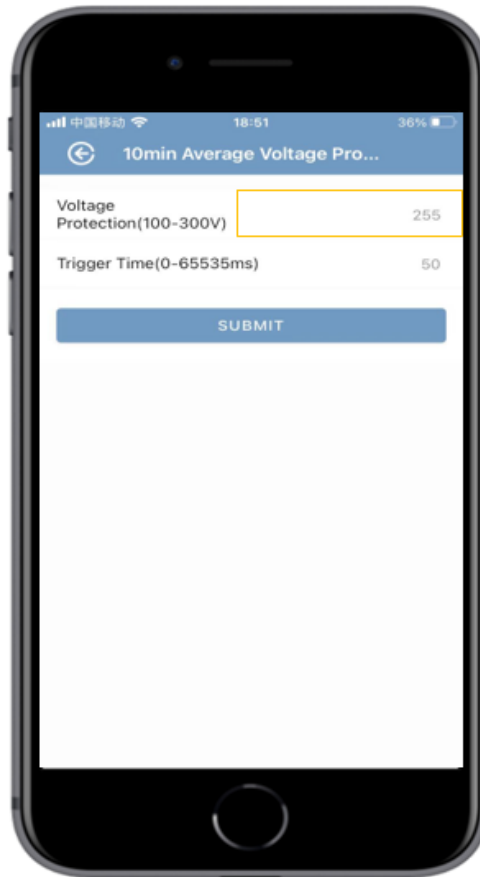
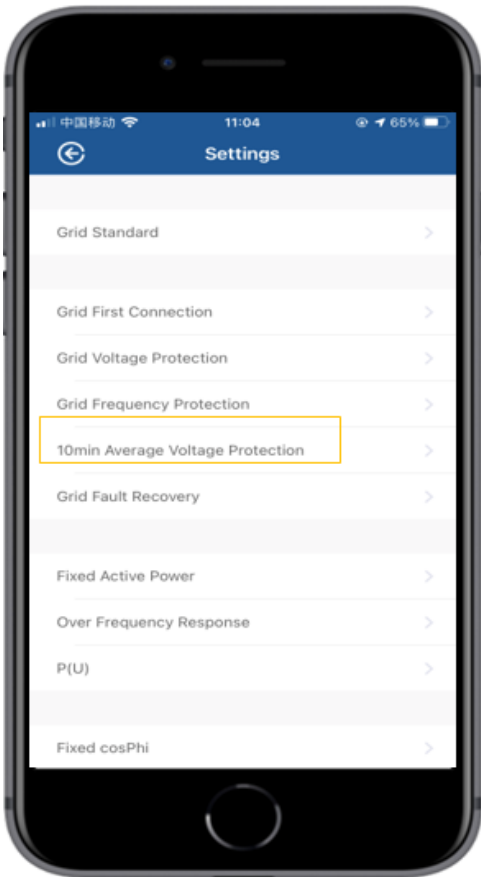
➤ Fault 10-The grid voltage is over the protection range

Input the value you want to set in the parameter setting column, including the value of **Protection 1/2/3** and **Over Voltage Recovery**. And remember click **SUBMIT** after you input the parameter you want to set.



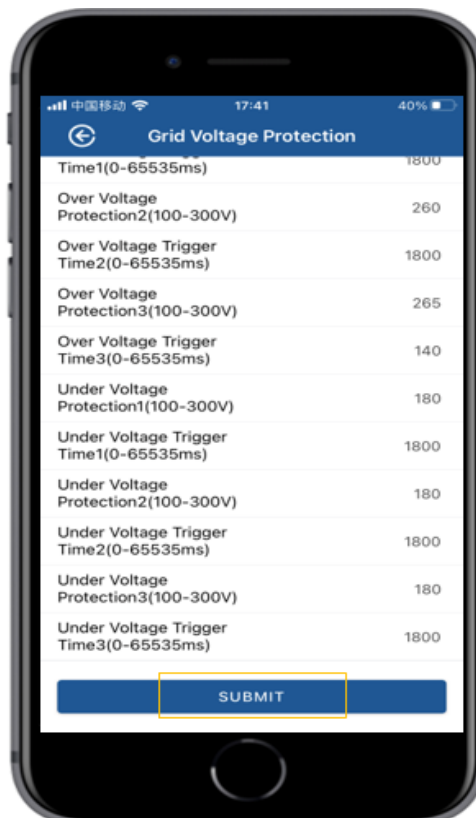
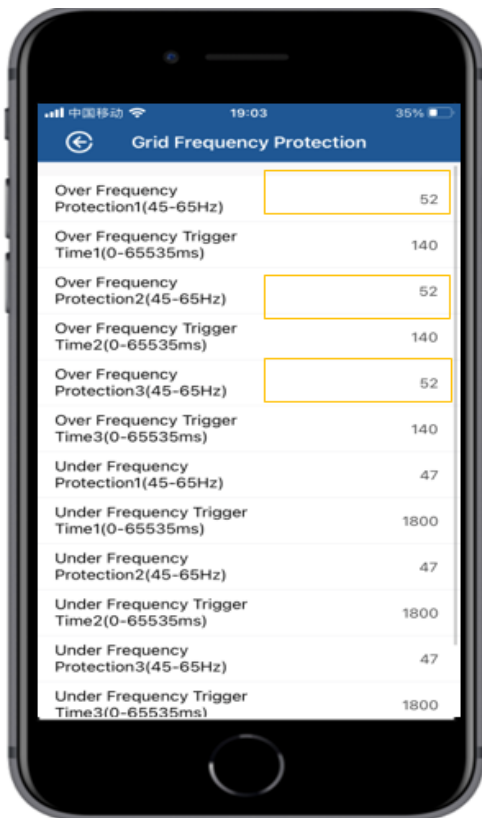
➤ Fault 0-Ten minutes average voltage value too high

If the inverter alarm fault 0, you need setting the following parameters, setting the value to 280V is recommended.



➤ **Fault 11-Grid frequency over fault**

If the inverter alarm fault 11, you need setting the following parameter



CONTACT

Region	-	Address & Contacts
CHINA APAC GENERAL	Suzhou Hypontech Co., Ltd.	No.1508 Xiangjiang Road, SND Suzhou 215129 +86 512 80712199 service@hypontech.com HYPONTECH Online Support www.hypontech.com/service
BRAZIL	HYPONTECH Brazil Service Office	Rua Rui de Paiva Lima, 190 – Distrito Industrial Araguari – MG, 38446-398 +34 4105-0011 +34 4105-1100 service@hypontech.com HYPONTECH Online Support www.hypontech.com/service
EUROPE NETHERLAND	HYPONTECH Europe Service Office	Waalhaven ZZ 19, 3089 JH, Rotterdam Netherland service@hypontech.com HYPONTECH Online Support www.hypontech.com/service
AUSTRALIA	HYPONTECH Australia Pty Ltd.	Unit 604/7 Jenkins Rd Carlingford, NSW 2118 59 +61 (0)2 8054 0377 service.au@hypontech.com Service Hub Address: 59 Tacoma Circuit Canning Vale, WA 6155 HYPONTECH Online Support www.hypontech.com/service